

Positioning drives

DC motor, brushless

Absolute multiturn position detection, CANopen®

MSIA 42 - CANopen



MSIA 42 without gearing

Features

- Positioning drive with/without planetary gears
- CANopen®
- Brushless DC motor
- Absolute multiturn position detection
- Nominal power output 36 W
- 4 inputs programmable
- Journey datasets programmable
- Separate communication and power supply

Technical data - electrical ratings

Voltage supply	24 VDC ±10 %
Current consumption	≤10 A
Nominal current	2.3 A
Starting current	Charging current capacitor 1500 µF
Operating current typ.	≤100 mA
Initializing time	≤1000 ms after power on
Positioning resolution motor	0.02 °
Positioning accuracy motor	±1 °
Repeatability motor	0.3 °
Number of turns	262144 / 18 bit
Commutation	Sine
Undervoltage shutdown	≤11.5 V
Terminating resistor	Manually set by DIP switch
Controller	Integrated position and speed regulator (4Q)
Sensing method	Magnetic
Number of pole pairs	4 = 8 poles
Reverse polarity protection	Bus electronics
Overheat protection	112 °C (final power output circuit)
Interference immunity	DIN EN 61000-6-2
Emitted interference	DIN EN 61000-6-4

Technical data - mechanical design

Dimensions	42 x 95 mm
Shaft type	ø6 mm solid shaft ø8 mm solid shaft
Operating speed	≤4800 rpm
Nominal speed	4400 rpm
Nominal power output	36 W
Nominal torque	0.08 Nm
Starting torque	≤0.39 Nm
Service life	10000 h (without gear)
Protection DIN EN 60529	IP 54
Ambient temperature	-15...+40 °C
Isolation class	B (+130 °C, DIN EN 60034-1)
Connection	Connector
Number of stages	1...3
Resistance	DIN EN 60068-2-6 Vibration DIN EN 60068-2-27 shock
Shaft surface	Smooth and round (without gear transmission); key (with gear transmission)
Material	Housing: zinc diecast, steel and aluminium
S1 continuous operation	DIN EN 60034-1
S3 intermittent operation	Power-on time 25 %, run time 1 min
Instruction	Nominal data at +40 °C ambient temperature for gearless motor. Service life at operating factor = 1.

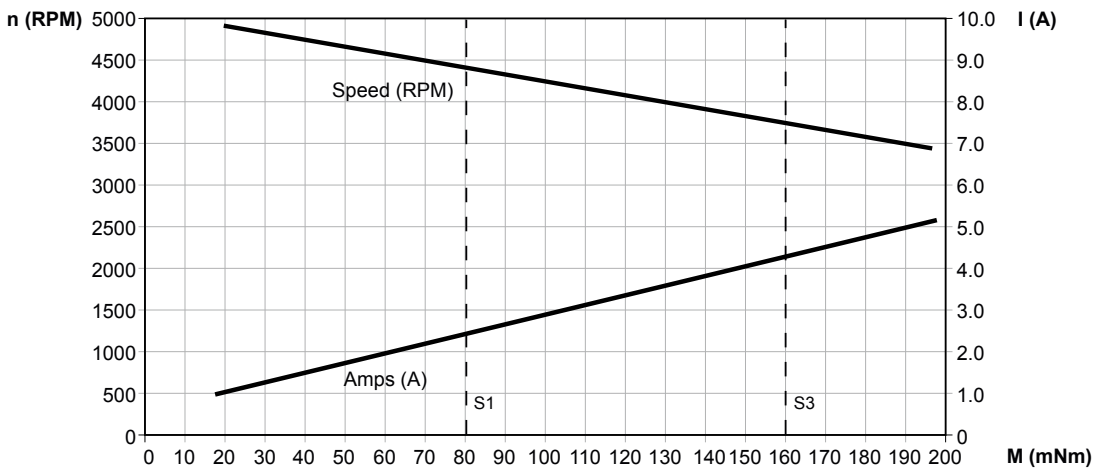
Positioning drives

DC motor, brushless

Absolute multturn position detection, CANopen®

MSIA 42 - CANopen

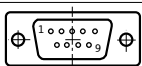
Characteristic load curve motor without gears



Terminal assignment

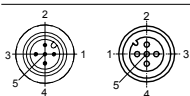
Connector – D-Sub, 9-pin

Connector	Signal	Description
Pin 1	+VsE	+24 VDC voltage supply electronic
Pin 2	Input 1	Input programmable
Pin 3	Input 2	Input programmable
Pin 4	Input 3	Input programmable
Pin 5	Input 4	Input programmable
Pin 6	0 VME	0 VDC voltage s. motor / electronic
Pin 7	0 VME	0 VDC voltage s. motor / electronic
Pin 8	+VsM	+24 VDC voltage supply motor
Pin 9	+VsM	+24 VDC voltage supply motor
	Shield	Housing



Connector male / female – M12, 5-pin, A-coded

Connector	Signal	Description
Pin 1	n.c.	–
Pin 2	n.c.	–
Pin 3	CAN_GND	CAN Ground
Pin 4	CAN_H	Bus (dominant HIGH)
Pin 5	CAN_L	Bus (dominant LOW)
	Shield	Housing



Technical data - communication

Interface	CANopen®
Output stages	CAN bus standard ISO / DIS 11898
Profile conformity	CANopen® CiA DS 301 V4.02, DSP 305 V1.0, DSP 402 V2.0
Cyclic data transfer	PDO
Node Guarding	Node Guarding, Life Guarding, Heartbeat
Transmission rate	10...1000 kbit/s
Galvanic isolation bus	Yes
Inputs	4 digitally programmable
Switching frequency	<500 Hz
Setting switch	Manual setting of bus address, baud rate and terminating resistor
Potential equalization	Separate screw connection
Status indicator	DUO-LED integrated in housing
Operating modes	Position-controlled operation, Speed-controlled operation, Referencing, Journey datasets
Diagnostic functions	Voltage monitoring Temperature control Self-diagnosis Position error Bus communication
Programming software	Yes
Factory setting	50 kbit/s, Node ID 1, terminating resistor OFF

Positioning drives

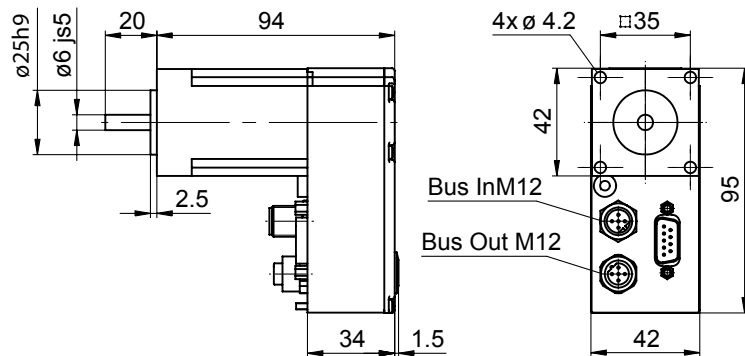
DC motor, brushless

Absolute multiturn position detection, CANopen®

MSIA 42 - CANopen

Dimensions

MSIA 42 without gearing



MSIA 42 planetary gearing

